

Učimo čitati (zvukovi)

Treba spojiti parove tj. riječi koje opisuju zvuk sa sličicom na kojoj je prikazano nešto vezano uz takav zvuk.


Sličice u ovom dokumentu su iz Microsoftove bogate zbirke slika
<http://office.microsoft.com/en-us/images/>.

Antonija Horvatek

Matematika na dlanu


<http://www.antonija-horvatek.from.hr/>

SPOJI PAROVE (1)



vau - vau

muuuu





rok - rok

ciju - ciju



meee - meee

ko - ko - dak



ku - ku- riku

piju - piju




hu - huu



živ živ

zuj zuj




mijau



i - aaaa

ku - kuu



SPOJI PAROVE (2)*



tik - tak

halo

njam - njam




kuc kuc

cin cin

buć

ssssss



kre - kre

kva kva

ding dong

krc

pljes pljes

ššššššš

brm brm

cmok

tok - tok

